

Pebble

Kitchen Excellence,
Tailored to You

The Bespoke Kitchen Collection



*Kitchen excellence tailored to you -
Furniture individually crafted around
your requirements.*





Introduction

The kitchen is the heart of the home. Whether it's the epicentre of family life or where friends gather at parties, it continues to be an important living space.

Aesthetics and functionality are paramount to achieving the kitchen of your dreams, that's why we believe in bespoke. Whether its making a cupboard to fill that awkward space or maximising storage with clever features, the possibilities are endless.

Furthermore everything is crafted in Britain to the highest standard and is available in a multitude of materials, styles and colours.

The furniture in this brochure is a collection of projects previously undertaken for our customers utilising our bespoke manufacturing capabilities.

So go ahead, take a look and be inspired.





(1)



(2)

Saunton Inframe With Cockbead Painted Ash

(Light Grey & Slate)

Mid and light grey colour shades mix together with a number of intricate details for an exquisite finish.

A combination of inframe cabinets, stop radius pilasters plus profiled and straight plinth create a sophisticated island complete with seating area.

An awe inspiring mantle accompanied by an extensive range cooker, glass splashback and breakout pilasters add drama to this palatial kitchen. Stop radius pilasters combine with T&G decor panels to add further shape and detail to the mantle. (1)

A compact oven fits in a built under housing with bespoke sized drawer below, sized to suit the specific appliance. (2)







(1)



(2)

Saunton Inframe With Cockbead Painted Ash

(Light Grey & Slate)

Tall and lift up furniture has been expertly designed and crafted to surround this impressive bank of cooling appliances. Again, flanked by stop radius pilasters, T&G panelling and topped with traditional cornice to create a stunning stand alone run of furniture. (1)

Bespoke sized solid oak dovetail drawers provide another quality detail to enhance the deluxe nature of the kitchen. (2)

*Grand and contemporary
furniture, fitting for this
stunning rural property.*



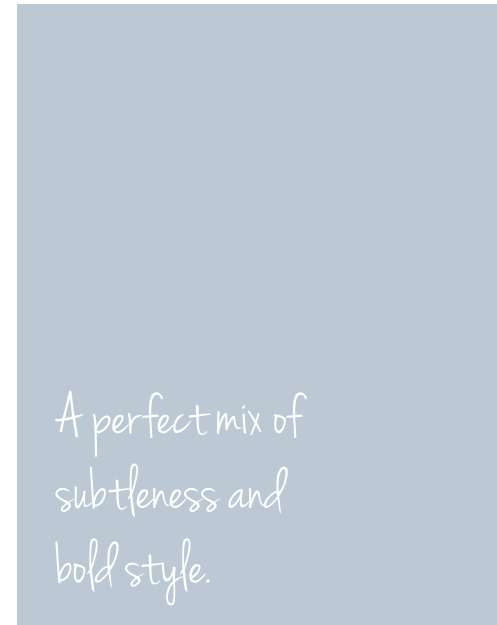


Milford Painted Ash

(Beige Grey & Savile Row)

The perfect mix of subtleness and bold style, this kitchen combines understated Beige Grey with the impressive tones of Savile Row.

Warmth is added to this bright and elegant kitchen through the introduction of natural oak features such as the open book shelf cabinet.



A striking pantry cabinet in Savile Row blue takes pride of place as the showpiece of this beautiful kitchen. Crafted using our natural lacquered oak veneer premium carcass, solid oak edged shelves with corner bead detail are accompanied by nickel sleeved shelf supports for the ultimate in fine kitchen furniture. (1) (2)

Oak dowel door racks are joined by solid oak dovetail drawers to complete the look whilst maximising storage in this versatile piece of furniture. (3)

A small painted shelf is added to the front of the extractor fascia for display of favourite plants and ornaments, adding clever detail to a non opening fascia. (4)

*A perfect mix of
subtleness and
bold style.*



MAKE ME
The Kind W
PLEASE THANK
PLAY FA
Just Up the T
too much TV is
Lotta of Nostalgia
YOU ONLY WIN
SHARE EVERY
SANDRIP WAGS
TAYLOR
Take Care of Your
ANY "YOU'RE IN
HAVE FI



Meribel & Wembury

(Cotswold Stone & Natural Oak)

This contemporary designer kitchen offers space and warmth by combining Cotswold Stone with the beauty of natural oak.

Oak lift up wall units provide an attractive storage option whilst not impeding on the working sink area. (1)

Clean lines and symmetry with these adjacent drawer packs. (2)

This extensive tall run provides everything from storage to cooking and cooling facilities. Cotswold Stone's light tone provides a feeling of space even with a large run of tall cabinets. (3)



Light and fresh
furniture warmly
complimented by the
richness of natural oak.





Portchester Inframe

(Paradise Blue)

Opulent and brimming with detail, this contemporary inframe smooth painted kitchen is perfect for this wonderful setting.

The island combines radius and box pilasters to accentuate the expertly mitred profiled plinth and create a useful breakfast bar.

Bespoke sized cupboards and dummy fascias are utilised to create a functional and engaging focal point for the kitchen.



Bespoke solid oak dovetail drawers and cutlery tray beautifully contrasted with Paradise Blue fascias.





Stop radius pilasters
and profiled plinth.
Luxury furniture using
the finest materials and
craftsmanship.

Portchester Inframe

(Paradise Blue)

An apothecary cabinet is flanked by
stop radius pilasters either side. (1)

Profiled plinth mitred around the
base adds an extra dimension to
this already stunning collection of
furniture.





A classic smooth painted kitchen with curves aplenty.



Tortworth Painted

(Stone Grey)

A kitchen full of detail and features. Curved doors, open cabinets and pilasters take centre stage to give extra shape to this smooth painted furniture.

A beautiful dresser piece to link the kitchen with the dining area whilst providing storage for best glasses, crockery and cutlery. (1)

A painted open curved cabinet finishes this run of wall units whilst providing useful storage for ornaments or frequently used kitchen implements. (2)

Why not use an internal curved cabinet for a stunning aesthetic in a corner. (3)

Radius pilasters add beautiful shape to a kitchen design. Expertly used here to link a break out of furniture to the adjacent reduced depth cabinets to amazing effect. (4)



(1)



Solid oak and plenty of natural light combine to highlight the charm of this appealing timber.

Saunton Natural Oak

A specially commissioned open end feature unit takes pride of place in this kitchen. (1)

Slatted solid oak base panels are combined with stop chamfered timber pilasters to create this illustrious feature piece. (1)

A midi fridge housing provides the required cold storage whilst its reduced height adds to the feeling of space in this beautiful open plan kitchen. (1)

Dovetail drawers with a matching solid oak cutlery tray offers luxury storage befitting the characteristics of this kitchen. (2)



(2)



The embodiment of style and
exquisite craftsmanship.
The ultimate contemporary
designer kitchen.

Portchester Inframe

(Bone & Sea Breeze)

Elegant and luxurious with bespoke detail aplenty, this smooth painted furniture offers unrivalled choice and quality.

The extensive island contributes exceptional drawer space whilst incorporating storage for chilled and temperate wine. (1) (2)

The pilaster end detail, tongue and groove panelling and profiled plinth finish the breakfast bar to provide a functional and attractive seating area. (2)





*Classical and timeless in appearance,
efficient and organised in function.*

Portchester Inframe

(Bone & Sea Breeze)

A sea breeze glazed wall unit adds a befitting splash of colour to complement the rest of the kitchen. (1)

A home entertainment centre, specially adapted for neat storage of multimedia sits as a beautiful stand alone piece. (2)

Door style end panels ensure a continuation of design throughout. The extra tall cornice accentuates the elegance of this living space. (3)





Windsor Painted Oak

(Cotswold Stone)


A shaker kitchen full of charm. Windsor's internal bead combines with the pronounced grain of painted oak to create a kitchen bursting with character.

Bespoke furniture crafted to fit many different room shapes. An open cabinet sits proudly on top of the ovens to provide a dedicated area for the customer's sound system. (1)

Glazed cupboards above the open unit create symmetry with the ovens below whilst a pair of wicker basket cabinets provide further interest and storage. (1)

A Space Tower cabinet with extensive storage for provisions. Easy to locate and access any particular item. A tall door with a saw cut gives the appearance of two doors whilst enabling easy access to drawers. (2)

The Windsor painted oak door in the classic colourings of Cotswold Stone. (3)







Saunton Painted Ash & Natural Oak

(Powder Blue)

Natural oak features scattered amongst powder blue furniture contribute to this truly sensational property.

Space is maximised to the full in this kitchen. A natural oak wine rack is recessed into the wall along with a two drawer cabinet which utilises an adjacent alcove. (1)

A full height clear glazed double dresser offers an elegant display for glassware. (1)



Pastel colours offer an impeccable contrast to the rich intensity of natural oak.





Tortworth Painted

(Sage Green & Alabaster)

A smooth painted classic shaker combining Sage Green, Alabaster and Natural Oak for a classic look.

A baking station with everything to hand. Easy to access storage, elegant lighting and ample worktop space to assist in producing your culinary show-stoppers. (1)

Drawers crafted from the finest oak timber and dovetailed for a luxurious storage option. A solid oak cutlery tray finishes the look whilst providing practical divisions. (2)

Natural oak plate rack spindles stand proud amongst the painted cabinets adding a splash of character and extensive crockery storage. (3)

Black plinths tie in with the worksurface and range cooker to accentuate the painted furniture. (4)

Contemporary styling for the modern country kitchen.



Furniture with character
befitting this sensational
property.



Milford Natural Oak

Full of natural character, this kitchen benefits from the finest solid oak timber combined with exquisite Brazilian granite worktops.

Extensive storage in a bank of tall furniture negates the need for wall units therefore delivering further natural light into this already spacious kitchen. (1)





The quintessential
shaker design for this
contemporary rural home.



Saunton Painted Oak

(Beige Grey)

A classic kitchen with broad appeal, clean lines and bespoke features to facilitate creativity with design.

Box pilasters together with mitred profiled plinths show off the design of the breakfast bar area. (1)







(1)



(2)



(3)

Retain the character of real timber whilst utilising your favourite colour with the substantial grain of painted oak furniture.

Saunton Painted Oak

(Beige Grey)

The extractor housing built into the wall accompanied by matching cornice reflects the simple but effective design of this kitchen. (1)

Radius pilasters curve effortlessly on two corners of the island to add interest and continue the flow of the graceful oak graining. (2)

Useful electricity points are cleverly hidden behind a drop down drawer front within the island. (3)





Neutral furniture combines with cleverly positioned colour change lighting for a striking contemporary effect.

Sennen Handleless

(Special Colour)

Sharp clean lines and understated matt painted fascias provide a basis for this effortlessly cool premium handleless kitchen.

Bespoke fascias and furniture serve to ensure sleek lines are maintained around appliances throughout the room.

The island complete with Corian worktop end panels incorporates further colour change lighting to enhance the contemporary ambience.







(1)

Brimming with specially commissioned feature cabinets, this kitchen exudes craftsmanship.

Milford Painted Oak

(Vanilla)

Stop chamfer pilasters and tongue and groove panelling are combined to result in this beautifully crafted island feature piece. (1)

A painted wine rack with matching bottle neck holders is integrated into the tall appliance housing to create an extensive storage space. (2)

Space is saved by incorporating painted oak end panels in place of the traditional panel on method. (3)



(2)



(3)





(1)



Sherston

(Light Grey & Pebble Grey)

Luxurious and contemporary, the use of Sherston's inframe style lay on fascia further enhances the feeling of exclusivity in this kitchen.

A vivid aubergine glass splashback adds a stunning splash of colour to the sophisticated grey furniture. (1)

Radius pilasters offer shape and craftsmanship to enhance a breakout around the range cooker. (1)

Cornice corner blocks are combined with radius pilasters around the tall furniture to maintain the theme. (2)



(2)

Luxury bespoke furniture, perfect for modern and traditional settings alike.





(1)



(2)

Accessorise with attractive and practical storage solutions such as these oak door racks.

Sherston

(Light Grey & Pebble Grey)

A beautiful island applying the contemporary tones of Pebble Grey.

Combining exquisite granite and radius cabinets with the backdrop of the deep purple walls confirms this as a showstopper.

Natural oak door racks offer useful storage for spices and bottles. Oak dowels are thoughtfully positioned so spice jars can be read without removing from the rack. (1)

Optimiser wirework maximises storage into the corner whilst providing effortless access to crockery. (2)





*Matt painted
contemporary styling with
bespoke storage features.*

Sennen Handleless

(Special Colour)

Incorporated J handle design
furniture takes centre stage against a
backdrop of deep purple walls.

Individual internal wire baskets are
hidden to maintain the clean lines
of the kitchen whilst providing easy
access storage. (1)

An extra tall solid oak dovetail drawer
box with dividers offers clever tray
storage beneath the oven. Perfect for
bakers! (2)



(1)



(2)







The beauty of natural oak
accompanied by a solid
mitred beading.



Colwyn Natural Oak

Classical and emanating the natural charm of solid oak, the Colwyn has so much to offer.

Flush framed wall units incorporate a traditional cornice, veneer end panels and L shape pelmet to complete the classical look. (1)

The wine rack is constructed from quality veneer and lacquered to match with the rest of this stunning kitchen. (2)





A sophisticated finish with the elegant sweeping grain of painted ash.



Saunton Painted Ash

(Vanilla)

A real showstopper, this specially commissioned painted ash mantle incorporates bespoke fascia panels, extra thick mantle shelf and generous corbels to produce the desired effect.

Base cabinets either side of the range cooker step forward from the main run of furniture to emphasise the mantle above. (1)





An unfussy
smooth painted
finish, perfect for
those looking for a
contemporary shaker
kitchen.



Crantock Painted Maple

(Light Grey)

Wide rails and stiles accompanied by a smooth painted maple finish results in a modern interpretation of a kitchen classic.

A specially commissioned open bookcase ensures favourite cookery books are always to hand. (1)

Handleless, push to open fascias are prevalent on the reverse of the peninsula culminating in clean lines and a contemporary look. (2)







A seaside property benefiting from this classic shaker kitchen packed with bespoke features.

Saunton Painted Ash

(Special Colour)

A painted curved open base unit takes pride of place, incorporating a tongue and groove back and a special cut out to fit perfectly around the wall. (1)

The painted open wall unit above the sink acts as an attractive display cabinet, whilst its reduced depth offers increased space for washing up. (2)

Bespoke sized fascias enables the built under microwave to fit perfectly above the drawer in this extensive island. (3)







(2)



Saunton Painted Ash

(Special Colour)

The extractor is integrated into a specially crafted cabinet to blend in perfectly with the kitchen furniture. (1)

The beauty of ash graining is accentuated through tall storage furniture. (2)

Full height fascias and decor end panels demonstrate the character of the grain. (2)

Profiled plinth and traditional cornice provide the all important finishing touches. (2)

The subtle graining of solid ash combines beautifully with this bespoke pastel shade of green.





A classic shaker style kitchen with a smooth painted finish.

Tortworth Painted

(Vanilla)

Fascias line through perfectly above the fridge freezer aided by a rout in the face of the wirework cabinet to give an appearance of separate doors. (1)

Bespoke furniture enables the perfect fit for built in appliances such as this microwave. (1)

Tandem wirework offers an extensive and easily accessible storage solution. (2)

Colour options are endless, contrast paint choices with other items in the kitchen such as these stools and glass splash back for unbelievable results.





*Contemporary furniture
perfect for open plan living.*

Sennen Handleless

(Stone Grey)

An eclectic setting for the matt painted Sennen kitchen.

Stone Grey fascia's combined with elegant white Corian worktops produce a striking contrast.

Bespoke, glazed lift up wall units add a feature to complement the worktops. (1)







(1)



(2)



(3)

A modern classic showcasing the beauty of solid oak in both natural and painted forms.

Milford Painted Oak & Natural Oak

(Alabaster & Sage Green)

Alabaster and Sage Green's pastel tones are complemented by the richness of natural oak timber.

Internal and external curved fascias and accessories are hand crafted to create a seamless flow in corners and end feature cabinets.

Our modern glazed plate rack combines a crockery storage solution with aesthetically pleasing contemporary lighting. (1)

Feature commissions such as this oak wicker basket cabinet (2) and tea tray and spice drawer storage (3) can be produced to your specification.





Portchester Inframe

(White)

A modern themed inframe style of kitchen. Simple frames with an integrated pelmet coupled with bright white fascias confirm this as a contemporary favourite.

The individual glass splashback provides a focal point and adds colour to this sleek modern kitchen.



Brightness and light embodied in this contemporary luxury furniture.





(1)



(2)

*A contemporary kitchen
for a rural property.
Combining varied colour
shades and materials to
stunning effect.*

Saunton Painted Oak

(String, French Grey & Auburn)

Open plan design at its finest. A dining area is linked to the kitchen through the use of three different paint colours.

Auburn's deep purple tones accentuate the pronounced grain of painted oak and is complemented by the copper lighting above the island.

French Grey painted profiled plinth, T&G decor end panels and glazed wall units help to provide a link from kitchen to dining furniture.

A range cooker, Belfast sink and stable door add to the rural charm whilst retaining a contemporary feel.





Bright and luxurious, a
delight to come home to.

Milford Painted Oak

(Light Grey)

Milford's classic design coupled with light grey colourings, contrast beautifully with the graphite grey floor tiles.

A simple cornice and pelmet frame the wall cabinets in an uncomplicated and contemporary manner.

Specially commissioned dresser furniture, crafted to provide continuity between kitchen and dining or living areas of the house. (1)





An ultra contemporary
shaker kitchen focusing
primarily on symmetry and
style.



Saunton Painted Oak & Natural Oak

(Alabaster)

A fusion of painted furniture and square natural oak pilasters serve to create an island of distinction. (1)

Midi height cabinets are a contemporary alternative to tall furniture. These appliance housings are designed to maintain the symmetry and form demonstrated in other areas of the kitchen. (2)

Sweeping curved fascias accompanied by radius cornice and pelmet contribute to the luxurious ambience of this kitchen.







Tortworth Painted

(Cotswold Stone)

A combination of high quality materials and finishes inspired by Italian decor. Copper and deep red blended with Cotswold Stone for a truly Mediterranean look.

A Belfast sink cupboard continues the theme of copper and natural oak through the handles, tap and worktop respectively. A bespoke height cupboard to suit the sink is complemented by painted panelling for a clean and precise finish. (1)

Our boiler housing cupboard combines practicality with style. Heating controls are hidden through incorporating the boiler into an easy to access wall cupboard whilst panelling hides any unsightly pipes below. (2)



Pair different materials such as copper with complementary paint colours for a compelling finish.





Saunton Painted Oak (String)

The timeless Saunton kitchen painted in the earthy tone of string.

Furniture fascias and appliances line through precisely in this carefully designed run of tall units. (1)

A bespoke cut out has been designed to fit the unit around services behind whilst maintaining shelf storage in the cabinet. (2)



(2)



Matching solid oak
worktops and flooring
complement the string
painted furniture perfectly.





Bordeaux

(Alabaster)

Clean lines and a smooth uncomplicated finish, Bordeaux Alabaster can provide a stylish setting for showcasing focal points such as this burgundy range cooker.

Radius furniture positioned on all four corners of the island add shape and interest whilst maintaining the purity of this kitchen.



Combine strong colours with uncomplicated furniture for a stunning result.





Saunton Painted Oak

(Special Colour)

Our popular Saunton kitchen coupled with the customers exact colour choice, utilising our paint any colour service.

Unusual shaped rooms can be accommodated with bespoke furniture. Special corner posts and cabinets maximise storage in the space available.

An imaginative hidden cupboard with continuous T&G machined into the fascia further demonstrates the desire to maximise space. (1)



(1)

A beautiful bespoke kitchen expertly crafted to customer specifications.





Hartland Painted Oak

(Vanilla)

The traditional qualities of Hartland coupled with bespoke features make this a firm favourite for both rural and urban properties alike.

A painted open wall cabinet with decorative pelmet and spice drawers sits proudly as a focal point of this kitchen. (1)

Shaped decorative wall end panels add another feature whilst demonstrating the bespoke design capabilities of our furniture. (2)



*Raised centre panel
fascias add an extra
dimension to this
traditional kitchen..*



Canford Natural Walnut

Deep, rich chocolate brown in colour, this natural walnut kitchen also has a horizontal grain centre panel within the fascia to maintain a modern approach to the design.

Aluminium faced plinths provide a contemporary contrast to the stunning grain of the natural walnut fascias.





Study Furniture

Bespoke open painted bookcases offer considerable and accessible storage for literature.

Drawer cabinets with incorporated filing drawer systems provide an organised method of storing important documents. (1)



Bespoke furniture specifically hand-crafted to accommodate varying study requirements.

Cabinet Construction



Classic Cabinet Construction


Precision manufactured cabinets, robustly built to last. Encompassing high quality materials such as Egger furniture board and Blum components (Lifetime guarantee on all Blum moving parts).



- 18mm Egger high density chipboard throughout
- 34 standard colours incorporating solid colours, woodgrains, metallics and fabric (See page 97)
- Durable 1mm PVC matching edging throughout (1)
- Adjustable load bearing cabinet legs (2)
- Blum Antaro full extension soft close drawer boxes with glass side option (3)
- Nickel plated shelf supports (4)
- Blum integrated soft close hinges (4)
- Oak dovetail drawer boxes on full extension, soft close runners available as an upgrade

Modern Premium Cabinet Construction

A deluxe contemporary cabinet with countless opulent features. Select from varying real feel carcass decors encompassing natural effects such as wood and stone or textures such as leather and linen. Ultra modern black hinges and orion grey drawer boxes complete the look.



- 18mm Egger & Xylocleat high density chipboard throughout
- 32 Standard colours including wood, stone, leather, linen and metallic effects (See page 113)
- Onyx black Blum integrated soft close hinges with concealed hinge plate and hinge arm cover cap (3)
- Recessed nickel shelf supports. (2)
- Aesthetically pleasing wide foot load bearing legs (5)
- Blum Orion Grey Legrabox soft close drawers with design element options for internal drawers (4)
- Bump stops in rear of fascia (6)

Premium Cabinet Construction

All the benefits of our classic construction with the luxury of real wood veneer cabinets. Profiled shelving, recessed shelf supports and hinge cover caps add to the opulence.



- 19mm Oak Veneered MDF construction throughout
- Coated in durable 20% sheen clear lacquer
- Blum integrated soft close hinges with concealed hinge plate and hinge arm cover cap (2)
- Recessed nickel shelf supports (3)
- Aesthetically pleasing wide foot load bearing legs (4)
- Solid oak dovetail drawers on Blum full extension soft close runners (5)
- 5mm solid oak front edge to shelves with profile detail (6)
- 2mm solid oak edge to all other front edges of cabinet
- Various other veneer decors available on request including maple, ash and walnut

True Handleless

European styling accompanied by Great British manufacturing, true handleless kitchen cabinets offer a sleek modern look for your furniture. Select from our choice of seven handleless rails and couple with your favourite slab fascia for the ultimate designer kitchen.



Silver



White



Dark Bronze



Black



Brushed Copper



Graphite



Brushed Brass



Drop down door or tip on (push to open) wall unit options



C shape end panels so rail can continue around island or an end of run



Double return L shape panels so top and mid rails can return to wall



Vertical rail for tall cabinets (Horizontal also available in some ranges)

Storage & Feature Cabinets



Drawer Boxes - Antaro

With three different drawer systems, we have many options to suit both your style and budget. Antaro drawers are manufactured by Austrian company Blum, widely regarded as the market leader in drawer systems, there is a guarantee on all Blum moving parts for the lifetime of the kitchen.



Antaro

- Our most popular drawer box
- Soft close runners
- 30Kg—60Kg load capacity
- Tip on Blumotion (Push to open with integrated soft close option)
- Attractive light grey finish
- Available on all carcass ranges
- Two drawer height options (Cutlery & Pan)
- Glass sides available on pan drawers (Optional Extra)
- Internal drawers available for cutlery & pan (Gallery Fascia)
- Varied range of inserts available

Drawers



Antaro Cutlery Drawer



Antaro Pan Drawer (Glass Sides Optional)

Internal Drawers



Antaro Internal Cutlery Drawer



Antaro Internal Pan Drawer With Gallery Rail (Glass Sides Optional)

Antaro Drawer Inserts



Classico Cutlery Tray - Anthracite grey vacuum formed cutlery tray.



Crockery insert - oak peg board. Pegs can be moved to accommodate different sizes.



Oak Cutlery Tray



Solid European Oak cutlery inserts with further insert options such as this knife block, foil dispenser and divider system

Drawer Boxes - Oak Dovetail

The drawer runners for oak dovetail drawers are manufactured by Austrian company Blum. Widely regarded as the market leader in drawer systems, there is a guarantee on all Blum moving parts for the lifetime of the kitchen.

Oak Dovetail

- 13mm Solid Oak Drawer Boxes With Dovetail Joints.
- Soft close runners.
- 40Kg—60Kg load capacity
Tip on Blumotion (Push to open with integrated soft close option).
- Available on all carcass ranges.
- Bespoke drawer height capabilities.
- Internal drawers include solid oak fascias with Elipse handle rout.
- Varied range of inserts available.

Oak Dovetail Cutlery Drawer Inserts

Crafted from solid oak—bespoke specification available on request.



Solid Oak Cutlery Tray



Solid Oak Utensil Tray



Knife Block Inserts

Internal Drawers

Drawers



Oak Dovetail Drawer



Oak Dovetail Drawers With Solid Oak Elipse Internal Fascias

Pan Drawer Inserts & Storage



Crockery Insert - Oak peg board crockery insert. Pegs can be moved to accommodate different sizes.



Under Oven Tray Storage

Drawer Boxes - Legrabox

Legrabox drawers are manufactured by Austrian company Blum. Widely regarded as the market leader in drawer systems, there is a guarantee on all Blum moving parts for the lifetime of the kitchen.



Legrabox

- Our modern upgrade drawer system
- Soft close runners
- 40Kg—70Kg load capacity
- Tip on Blumotion (Push to open with integrated soft close option)
- Stylish orion grey (anthracite) finish
- Available on premium carcass ranges only
- Solid sides (Legrabox Pure)
- Fibre non slip matting in base of drawer
- Three drawer height options (Cutlery, pan & tall pan)
- Can be used to create feature units such as Space Tower, Legrabase & internal drawer units
- Three internal drawer options available, Gallery, Pure (Design Element Fascia) & Free (Design Element Sides & Fascia)



Drawers



Cutlery Drawer



Pan Drawer



Tall Pan Drawer

Internal Drawers



Pure Cutlery Drawer



Pure With Gallery Fascia



Pure With Design Element Fascia (Clear Glass, Natural Oak or Natural Walnut Design Element Options)



Free With Design Element Fascia & Sides (Clear Glass, Natural Oak or Natural Walnut Design Element Options)

Legrabox Features



Legrabase Bottle Storage



Internal Drawer Base Units



Space Tower - Tall Unit Storage (See Page 96)



Fibre Non Slip Matting

Drawer Inserts for Legrabox



Switch Cutlery Drawer Inserts For Legrabox

Use Switch cutlery drawer inserts to create divisions and storage that suits you. Store cutlery and utensils, spices or just odds and ends that will always be to hand when you need them.



Cutlery & Spice Drawer



Cutlery Tray
300mm



Utensil Tray
300mm



Spice Tray
300mm



Utility Drawer



Oak Accessory
Insert 100mm



Oak Knife Block
100mm



Foil Dispenser
100mm



Cutlery & Knife Drawer



Triple Oak Cutlery
Divider 278mm



Double Oak Cutlery
Divider 178mm

Switch Pan Drawer Inserts For Legrabox

Use any combination of switch pan drawer inserts to create storage for groceries, crockery, saucepans and many other items.



Pan Storage



Willow Wicker Baskets
225mm



Oak Crockery Insert Varying
Sizes



Coffee Storage



Oak Pan Drawer
Divider 278mm



Oak Finger Joint Boxes 115mm



Plate Storage



Chrome Wirework & Storage

The perfect all rounder, this classic Kesseböhmer chrome wirework with grey solid bases complements all our cabinets wonderfully.



Tall Larder Pull Out - Chrome



Tall Tandem Larder - Chrome



Bottle Rack Pull Out - Chrome



Base Pull Out - Chrome



Tray Pull Out - Chrome



Towel Rail Pull Out - Chrome



Le Mans Corner Mechanism - Chrome



Magic Corner Optimiser - Chrome



Corner Carousel - Chrome



Tandem Larder Studio Height - Chrome



Le Mans Studio Height/Tall Corner Optimiser - Chrome



I Move Double - Chrome

Anthracite Wirework & Storage

An extensive range of powder coated anthracite wirework with solid anti slip anthracite base. A perfect complement to our modern premium carcass.



Bottle Rack Pull Out - Anthracite



Towel Rail Pull Out - Anthracite



I Move Double - Anthracite



Le Mans Corner Mechanism - Anthracite



Tray Pull Out - Anthracite



Base Pull Out - Anthracite



Tall Larder Pull Out - Anthracite



Tall Tandem Larder - Anthracite

Natural Oak Wirework & Storage

A selection of luxurious storage options combining natural oak with anthracite and stainless steel. A perfect complement to our oak veneer premium carcass.



Peka Fioro - Bottle Rack



Peka Fioro - Towel Rail



Peka Fioro - Bottle Rack



Peka Fioro Magic Corner Optimiser



Kessebohmer - I Move - Oak & Anthracite - Double



Peka Fioro Tall Larder Pull Out



Blum Space Tower - Legrabox Free - Stainless Steel & Oak

Space Tower

The ultimate solution for larger units, Space Tower can be accessed with impressive ease, provides ample space for provisions and can be tailored to each individual customers needs. Antaro versions carry 150 Kg whilst the Legrabox Space Tower carries 200 Kg in total.



Grey Antaro With Gallery Rail



Stainless Steel Legrabox Free With Clear Glass Design Elements



Orion Grey Legrabox Pure With Clear Glass Design Elements



Stainless Steel Legrabox Pure With Solid Oak Design Elements



Stainless Steel Legrabox Pure With Solid Walnut Design Elements

Gallery Rail Option

- 4x Pan Drawers, 1x Cutlery Height Drawer
- Gallery Fascia On Pan Drawers
- Solid Internal Fascia On Cutlery Drawer
- Available In Grey Antaro & Orion Grey Legrabox

Design Element Option

- 4x Pan Drawers, 1x Cutlery Height Drawer
- 2x Half Height & 2x Full Height Design Elements On Pan Drawers
- Full Height Design Element On Cutlery Height Drawer
- 'Pure' Option With Metal Sides Or 'Free' Option With Design Element Sides
- Choice Of Clear Glass, Solid Oak & Solid Walnut Design Elements
- Available in Orion Grey & Stainless Steel Legrabox Only

Space Tower Calculator

Space Tower has many options to suit any individual design. Use our space tower calculator to find your perfect combination.



STEP 1 Select a Drawer



Antaro Grey



Legrabox Orion Grey



Legrabox Stainless Steel

STEP 2 Select a Box Design



Gallery Fascia



Pure—Gallery Fascia
(No Design Element)



Pure—Design Element Fascia



Free—Design Elements (Fascia & Sides)

STEP 3 Select a Design Element (Legrabox Only)



Clear Glass Design Elements



Solid Walnut Design Elements



Solid Oak Design Elements

Waste Bins

Our extensive range of waste bin solutions ensure you can hide away unsightly rubbish whilst remaining organised with recycling. To suit Antaro drawers.



Antaro 600mm Bin - 4x Compartments (2x 32L & 2x 10L)



Antaro 300mm Bin - 2x Compartments (2x 10L)



Antaro 400mm Bin - 2x Compartments (1x 32L & 1x 10L)



Antaro 600mm Bin - 2x Compartments (2x 42L)



Anatro 450mm Bin - 2x Compartments (2x 32L)



Antaro 500mm Bin - 2x Compartments (2x 32L)

Waste Bins

A range of waste bin and recycling bin options to suit the Blum Legrabox drawer system.



Legrabox 450mm Bin - 2x Compartments (29L & 8L)



Legrabox 500mm Bin - 2x Compartments (2x 29L)



Legrabox 600mm Bin - 2x Compartments (2x 40L)



Legrabox 600mm Bin - 4x Compartments (1x 29L, 1x 11L, 1x 8L & 1x 5L)



Legrabox 500mm Bin - 2x Compartments (2x 29L)

Pantries & Door Racks

Create a beautiful showpiece larder pantry with natural oak door racks for extensive easy to access storage of everyday ingredients. Door racks available with oak dowels or glazed fascias.



Oak Dowel Door Rack



Walk In Larder



Glazed Door Rack



Oak Dowel Door Rack

Design Features

Add further design interest and storage capabilities with these features and accessories.
(Please check products are available in chosen range before ordering.)



Tall Curved Cabinets



Open Island Unit



Slideline M Sliding System



Wingline L Sliding System



Oak Wicker Baskets



Fascia End Panel

Design Features

An extensive range of feature cabinets and beautiful accessories to complement and add detail to your kitchen furniture.



Mantle Surround



Painted Open Curved Cabinet With T&G Back



Magnetic Blackboard Fascia End Panel



Painted Open Wall Unit With T&G Back)

Design Features



Solid Oak Wine Bottle Rests



Glazed Fascia End Panel



Dovetail Tray Storage



Feature End Cabinet



Spice Drawer & Tray Set

Hand crafted furniture with design features to bring your kitchen to life.

Door Styles & Finishes



Bordeaux

A 9mm radius edge smooth painted MDF door with square corners. Available in 28 standard colours and our bespoke colour option.



Finishes

Painted
MDF
(Smooth
Finish)

Paint Colours

LIGHTS	White	Alabaster	Mussel	Vanilla	
GREYS	Pastel Grey	Light Grey	Pebble Grey	Slate	Anthracite
EARTHS	Bone	Beige Grey	Cotswold Stone	String	Stone Grey
	Romantic Rose	Auburn			
GREENS	Pale Duck Egg	Sage Green	French Grey	Emerald Green	
BLUES	Morning Dew	Ice Blue	Pale Blue	Powder Blue	Sea Breeze
	Paradise Blue	Enfield Blue	Savile Row		

Bespoke

	STEP 1	STEP 2	STEP 3	STEP 4
Unlimited Colour	Place an order for painted furniture.	Supply us with a sample of the colour shade(s) required.	We will supply a paint sample for you to approve.	Once approved we will craft and paint your beautiful new kitchen.

Canford

A 100mm rail and stile with radius outside to vertical stiles. Horizontal grained centre panel to complete the look. Available in both natural and painted timbers.



Finishes

Natural Maple	Natural Oak	Natural Walnut	Painted Ash (Subtle Grain)	Painted Maple (Smooth Finish)	Painted Oak (Heavy Grain)
---------------	-------------	----------------	----------------------------	-------------------------------	---------------------------

Paint Colours

LIGHTS	White	Alabaster	Mussel	Vanilla	
GREYS	Pastel Grey	Light Grey	Pebble Grey	Slate	Anthracite
EARTHS	Bone	Beige Grey	Cotswold Stone	String	Stone Grey
	Romantic Rose	Auburn			
GREENS	Pale Duck Egg	Sage Green	French Grey	Emerald Green	
BLUES	Morning Dew	Ice Blue	Pale Blue	Powder Blue	Sea Breeze
	Paradise Blue	Enfield Blue	Savile Row		

Bespoke

	STEP 1	STEP 2	STEP 3	STEP 4
Unlimited Colour	Place an order for painted furniture.	Supply us with a sample of the colour shade(s) required.	We will supply a paint sample for you to approve.	Once approved we will craft and paint your beautiful new kitchen.

Colwyn

Colwyn's substantial bead takes centre stage on this kitchen. A 65mm rail and stile is accompanied by a bead sitting proud of the fascia's frame for a regal look.



Finishes

Natural Maple	Natural Oak	Natural Walnut	Painted Ash (Subtle Grain)	Painted Maple (Smooth Finish)	Painted Oak (Heavy Grain)
---------------	-------------	----------------	----------------------------	-------------------------------	---------------------------

Paint Colours

LIGHTS	White	Alabaster	Mussel	Vanilla	
GREYS	Pastel Grey	Light Grey	Pebble Grey	Slate	Anthracite
EARTHS	Bone	Beige Grey	Cotswold Stone	String	Stone Grey
	Romantic Rose	Auburn			
GREENS	Pale Duck Egg	Sage Green	French Grey	Emerald Green	
BLUES	Morning Dew	Ice Blue	Pale Blue	Powder Blue	Sea Breeze
	Paradise Blue	Enfield Blue	Savile Row		

Bespoke

	STEP 1	STEP 2	STEP 3	STEP 4
Unlimited Colour	Place an order for painted furniture.	Supply us with a sample of the colour shade(s) required.	We will supply a paint sample for you to approve.	Once approved we will craft and paint your beautiful new kitchen.

Crantock

Extra wide rail and stiles have a radius on the outside all around the fascia to establish this kitchen as a unique alternative to shaker. Available in natural and painted timbers.




28


made to measure


made in britain

Finishes					
Natural Maple	Natural Oak	Natural Walnut	Painted Ash (Subtle Grain)	Painted Maple (Smooth Finish)	Painted Oak (Heavy Grain)

Paint Colours					
LIGHTS	White	Alabaster	Mussel	Vanilla	
GREYS	Pastel Grey	Light Grey	Pebble Grey	Slate	Anthracite
EARTHS	Bone	Beige Grey	Cotswold Stone	String	Stone Grey
	Romantic Rose	Auburn			
GREENS	Pale Duck Egg	Sage Green	French Grey	Emerald Green	
BLUES	Morning Dew	Ice Blue	Pale Blue	Powder Blue	Sea Breeze
	Paradise Blue	Enfield Blue	Savile Row		

Bespoke


Unlimited Colour

STEP 1

Place an order for painted furniture.

STEP 2

Supply us with a sample of the colour shade(s) required.

STEP 3

We will supply a paint sample for you to approve.

STEP 4

Once approved we will craft and paint your beautiful new kitchen.

Ellipse

A slab kitchen with J pull Ellipse handle positioned centrally. Available in smooth painted MDF.




28


made to measure


made in britain

Finishes					
Painted MDF (Smooth Finish)					

Paint Colours					
LIGHTS	White	Alabaster	Mussel	Vanilla	
GREYS	Pastel Grey	Light Grey	Pebble Grey	Slate	Anthracite
EARTHS	Bone	Beige Grey	Cotswold Stone	String	Stone Grey
	Romantic Rose	Auburn			
GREENS	Pale Duck Egg	Sage Green	French Grey	Emerald Green	
BLUES	Morning Dew	Ice Blue	Pale Blue	Powder Blue	Sea Breeze
	Paradise Blue	Enfield Blue	Savile Row		

Bespoke


Unlimited Colour

STEP 1

Place an order for painted furniture.

STEP 2

Supply us with a sample of the colour shade(s) required.

STEP 3

We will supply a paint sample for you to approve.

STEP 4

Once approved we will craft and paint your beautiful new kitchen.

Hartland

A raised panel solid timber door with a 90mm rail and stile and chamfer on inside. A traditional twist on the classic shaker. Available in a selection of Natural and painted timbers.




28


made to measure


made in britain

Finishes					
Natural Maple	Natural Oak	Natural Walnut	Painted Ash (Subtle Grain)	Painted Maple (Smooth Finish)	Painted Oak (Heavy Grain)

Paint Colours					
LIGHTS	White	Alabaster	Mussel	Vanilla	
GREYS	Pastel Grey	Light Grey	Pebble Grey	Slate	Anthracite
EARTHS	Bone	Beige Grey	Cotswold Stone	String	Stone Grey
	Romantic Rose	Auburn			
GREENS	Pale Duck Egg	Sage Green	French Grey	Emerald Green	
BLUES	Morning Dew	Ice Blue	Pale Blue	Powder Blue	Sea Breeze
	Paradise Blue	Enfield Blue	Savile Row		

Bespoke


Unlimited Colour

STEP 1

Place an order for painted furniture.

STEP 2

Supply us with a sample of the colour shade(s) required.

STEP 3

We will supply a paint sample for you to approve.

STEP 4

Once approved we will craft and paint your beautiful new kitchen.

Hatherley

A 90mm rail and stile with traditional T&G centre panel. Available in 28 smooth painted MDF colours or using our bespoke colour service.



28

made to measure

made in Britain

Finishes

Painted
MDF
(Smooth
Finish)

Paint Colours

LIGHTS	White	Alabaster	Mussel	Vanilla		
GREYS	Pastel Grey	Light Grey	Pebble Grey	Slate	Anthracite	
EARTHS	Bone	Beige Grey	Cotswold Stone	String	Stone Grey	
	Romantic Rose	Auburn				
GREENS	Pale Duck Egg	Sage Green	French Grey	Emerald Green		
BLUES	Morning Dew	Ice Blue	Pale Blue	Powder Blue	Sea Breeze	
	Paradise Blue	Enfield Blue	Savile Row			

Bespoke

	STEP 1	STEP 2	STEP 3	STEP 4
	Place an order for painted furniture.	Supply us with a sample of the colour shade(s) required.	We will supply a paint sample for you to approve.	Once approved we will craft and paint your beautiful new kitchen.

Langley

A slab lay on kitchen that offers the appearance of a flat slab inframe fascia. Langley's understated rout provides an interesting alternative to a slab fascia. Available in painted MDF.



28

made to measure

made in Britain



Finishes

Painted
MDF
(Smooth
Finish)

Paint Colours

LIGHTS	White	Alabaster	Mussel	Vanilla		
GREYS	Pastel Grey	Light Grey	Pebble Grey	Slate	Anthracite	
EARTHS	Bone	Beige Grey	Cotswold Stone	String	Stone Grey	
	Romantic Rose	Auburn				
GREENS	Pale Duck Egg	Sage Green	French Grey	Emerald Green		
BLUES	Morning Dew	Ice Blue	Pale Blue	Powder Blue	Sea Breeze	
	Paradise Blue	Enfield Blue	Savile Row			

Bespoke

	STEP 1	STEP 2	STEP 3	STEP 4
	Place an order for painted furniture.	Supply us with a sample of the colour shade(s) required.	We will supply a paint sample for you to approve.	Once approved we will craft and paint your beautiful new kitchen.

Meribel

A slab fascia with 2mm radius all around the door. Available in painted MDF in 28 painted colours and our bespoke paint service.



28

made to measure

made in Britain



Finishes

Painted
MDF
(Smooth
Finish)

Paint Colours


LIGHTS	White	Alabaster	Mussel	Vanilla		
GREYS	Pastel Grey	Light Grey	Pebble Grey	Slate	Anthracite	
EARTHS	Bone	Beige Grey	Cotswold Stone	String	Stone Grey	
	Romantic Rose	Auburn				
GREENS	Pale Duck Egg	Sage Green	French Grey	Emerald Green		
BLUES	Morning Dew	Ice Blue	Pale Blue	Powder Blue	Sea Breeze	
	Paradise Blue	Enfield Blue	Savile Row			


Bespoke

	STEP 1	STEP 2	STEP 3	STEP 4
	Place an order for painted furniture.	Supply us with a sample of the colour shade(s) required.	We will supply a paint sample for you to approve.	Once approved we will craft and paint your beautiful new kitchen.


Meribel Inframe

A framed kitchen with a slab inset door. Select from a classic square frame or cock-beaded frame. Available in smooth painted MDF.






28




made to measure




made in britain

Frame Options



Classic Frame



Cockbead Frame

Finishes

Painted MDF (Smooth Finish)

Paint Colours

LIGHTS	White	Alabaster	Mussel	Vanilla	
GREYS	Pastel Grey	Light Grey	Pebble Grey	Slate	Anthracite
EARTHS	Bone	Beige Grey	Cotswold Stone	String	Stone Grey
	Romantic Rose	Auburn			
GREENS	Pale Duck Egg	Sage Green	French Grey	Emerald Green	
BLUES	Morning Dew	Ice Blue	Pale Blue	Powder Blue	Sea Breeze
	Paradise Blue	Enfield Blue	Savile Row		

Bespoke



Unlimited Colour

STEP 1

Place an order for painted furniture.

STEP 2

Supply us with a sample of the colour shade(s) required.

STEP 3


We will supply a paint sample for you to approve.


STEP 4

Once approved we will craft and paint your beautiful new kitchen.


Milford

One of our most popular shaker kitchens. A 90mm rail is accompanied by a 45 degree chamfer inside and on the outside of the fascia. Available in natural and painted timbers as well as painted MDF.






28



made to measure



made in britain

Finishes

Natural Maple

Natural Oak

Natural Walnut

Painted Ash (Subtle Grain)

Painted Maple (Smooth Finish)

Painted MDF (Smooth Finish)

Painted Oak (Heavy Grain)

Paint Colours

LIGHTS	White	Alabaster	Mussel	Vanilla	
GREYS	Pastel Grey	Light Grey	Pebble Grey	Slate	Anthracite
EARTHS	Bone	Beige Grey	Cotswold Stone	String	Stone Grey
	Romantic Rose	Auburn			
GREENS	Pale Duck Egg	Sage Green	French Grey	Emerald Green	
BLUES	Morning Dew	Ice Blue	Pale Blue	Powder Blue	Sea Breeze
	Paradise Blue	Enfield Blue	Savile Row		

Bespoke



Unlimited Colour

STEP 1

Place an order for painted furniture.

STEP 2

Supply us with a sample of the colour shade(s) required.

STEP 3


We will supply a paint sample for you to approve.


STEP 4

Once approved we will craft and paint your beautiful new kitchen.


Milford Inframe

The popular Milford kitchen framed. Select from classic or cock-beaded frames to achieve the required look. Available in natural timber, painted timber and painted MDF.






28





made to measure



made in britain

Frame Options





Finishes

Natural Maple

Natural Oak

Natural Walnut

Painted Ash (Subtle Grain)

Painted Maple (Smooth Finish)

Painted MDF (Smooth Finish)

Painted Oak (Heavy Grain)

Paint Colours

LIGHTS	White	Alabaster	Mussel	Vanilla	
GREYS	Pastel Grey	Light Grey	Pebble Grey	Slate	Anthracite
EARTHS	Bone	Beige Grey	Cotswold Stone	String	Stone Grey
	Romantic Rose	Auburn			
GREENS	Pale Duck Egg	Sage Green	French Grey	Emerald Green	
BLUES	Morning Dew	Ice Blue	Pale Blue	Powder Blue	Sea Breeze
	Paradise Blue	Enfield Blue	Savile Row		

Bespoke



Unlimited Colour

STEP 1

Place an order for painted furniture.

STEP 2

Supply us with a sample of the colour shade(s) required.

STEP 3


We will supply a paint sample for you to approve.


STEP 4

Once approved we will craft and paint your beautiful new kitchen.


Portchester Inframe

The quintessential inframe shaker kitchen available with classic or cock-beaded frames. Smooth painted in 28 standard colours or utilise our bespoke colour service.






28






made to measure



made in britain

Frame Options





Finishes



Paint Colours

LIGHTS	White	Alabaster	Mussel	Vanilla	
GREYS	Pastel Grey	Light Grey	Pebble Grey	Slate	Anthracite
EARTHS	Bone	Beige Grey	Cotswold Stone	String	Stone Grey
	Romantic Rose	Auburn			
GREENS	Pale Duck Egg	Sage Green	French Grey	Emerald Green	
BLUES	Morning Dew	Ice Blue	Pale Blue	Powder Blue	Sea Breeze
	Paradise Blue	Enfield Blue	Savile Row		

Bespoke



Unlimited Colour

STEP 1

Place an order for painted furniture.

STEP 2

Supply us with a sample of the colour shade(s) required.

STEP 3


We will supply a paint sample for you to approve.


STEP 4

Once approved we will craft and paint your beautiful new kitchen.


Sandford

A 90mm rail and stile with inside chamfer and T&G centre panel. Available in natural & painted timbers.






28



made to measure



made in britain

Finishes



Paint Colours

LIGHTS	White	Alabaster	Mussel	Vanilla	
GREYS	Pastel Grey	Light Grey	Pebble Grey	Slate	Anthracite
EARTHS	Bone	Beige Grey	Cotswold Stone	String	Stone Grey
	Romantic Rose	Auburn			
GREENS	Pale Duck Egg	Sage Green	French Grey	Emerald Green	
BLUES	Morning Dew	Ice Blue	Pale Blue	Powder Blue	Sea Breeze
	Paradise Blue	Enfield Blue	Savile Row		

Bespoke



Unlimited Colour

STEP 1

Place an order for painted furniture.

STEP 2

Supply us with a sample of the colour shade(s) required.

STEP 3


We will supply a paint sample for you to approve.


STEP 4

Once approved we will craft and paint your beautiful new kitchen.


Saunton

The beauty of solid wood in our most popular timber door style. The archetypal 90mm square shaker style kitchen supplied natural or painted.






28






made to measure



made in britain

Frame Options





Finishes



Paint Colours

LIGHTS	White	Alabaster	Mussel	Vanilla	
GREYS	Pastel Grey	Light Grey	Pebble Grey	Slate	Anthracite
EARTHS	Bone	Beige Grey	Cotswold Stone	String	Stone Grey
	Romantic Rose	Auburn			
GREENS	Pale Duck Egg	Sage Green	French Grey	Emerald Green	
BLUES	Morning Dew	Ice Blue	Pale Blue	Powder Blue	Sea Breeze
	Paradise Blue	Enfield Blue	Savile Row		

Bespoke



Unlimited Colour

STEP 1

Place an order for painted furniture.

STEP 2

Supply us with a sample of the colour shade(s) required.

STEP 3


We will supply a paint sample for you to approve.


STEP 4


Once approved we will craft and paint your beautiful new kitchen.


Saunton Inframe

The classic shaker inframe kitchen. A 65mm square rail and stile door inset into your choice of classic or cock-beaded frame. Available in natural and painted timbers as well as painted MDF.






28


made to measure


made in britain

Frame Options



Finishes

Natural Maple

Natural Oak

Natural Walnut

Painted Ash (Subtle Grain)

Painted Maple (Smooth Finish)

Painted Oak (Heavy Grain)

Paint Colours

LIGHTS

White

Alabaster

Mussel

Vanilla

GREYS

Pastel Grey

Light Grey

Pebble Grey

Slate

Anthracite

EARTHS

Bone

Beige Grey

Cotswold Stone

String

Stone Grey

Romantic Rose

Auburn

GREENS

Pale Duck Egg

Sage Green

French Grey

Emerald Green

BLUES

Morning Dew

Ice Blue

Pale Blue

Powder Blue

Sea Breeze

Paradise Blue

Enfield Blue

Savile Row

Bespoke


Unlimited Colour

STEP 1

STEP 2

STEP 3

STEP 4

Place an order for painted furniture.

Supply us with a sample of the colour shade(s) required.

We will supply a paint sample for you to approve.

Once approved we will craft and paint your beautiful new kitchen.

Sennen

A bespoke matt painted MDF J Pull fascia with the choice of 28 colour options as well as our bespoke colour service.




28


made to measure


made in britain

Finishes

Painted MDF (Smooth Finish)

Paint Colours

LIGHTS

White

Alabaster

Mussel

Vanilla

GREYS

Pastel Grey

Light Grey

Pebble Grey

Slate

Anthracite

EARTHS

Bone

Beige Grey

Cotswold Stone

String

Stone Grey

Romantic Rose

Auburn

GREENS

Pale Duck Egg

Sage Green

French Grey

Emerald Green

BLUES

Morning Dew

Ice Blue

Pale Blue

Powder Blue

Sea Breeze

Paradise Blue

Enfield Blue

Savile Row

Bespoke


Unlimited Colour

STEP 1

STEP 2

STEP 3

STEP 4

Place an order for painted furniture.

Supply us with a sample of the colour shade(s) required.


We will supply a paint sample for you to approve.


Once approved we will craft and paint your beautiful new kitchen.


Sherston

A lay on inframe style shaker fascia available in smooth painted MDF. Available in 28 standard colours and our bespoke colour service.




28


made to measure


made in britain

Finishes

Painted MDF (Smooth Finish)

Paint Colours

LIGHTS

White

Alabaster

Mussel

Vanilla

GREYS

Pastel Grey

Light Grey

Pebble Grey

Slate

Anthracite

EARTHS

Bone

Beige Grey

Cotswold Stone

String

Stone Grey

Romantic Rose

Auburn

GREENS

Pale Duck Egg

Sage Green

French Grey

Emerald Green

BLUES

Morning Dew

Ice Blue

Pale Blue

Powder Blue

Sea Breeze

Paradise Blue

Enfield Blue

Savile Row

Bespoke


Unlimited Colour

STEP 1

STEP 2

STEP 3

STEP 4

Place an order for painted furniture.

Supply us with a sample of the colour shade(s) required.

We will supply a paint sample for you to approve.

Once approved we will craft and paint your beautiful new kitchen.

Swanson

A contemporary shaker with angled chamfer running straight into the centre panel. This 90mm rail and stile fascia is available in natural and painted timbers as well as painted MDF.




Finishes						
Natural Maple	Natural Oak	Natural Walnut	Painted Ash (Subtle Grain)	Painted Maple (Smooth Finish)	Painted MDF (Smooth Finish)	Painted Oak (Heavy Grain)

Paint Colours					
LIGHTS	White	Alabaster	Mussel	Vanilla	
GREYS	Pastel Grey	Light Grey	Pebble Grey	Slate	Anthracite
EARTHS	Bone	Beige Grey	Cotswold Stone	String	Stone Grey
	Romantic Rose	Auburn			
GREENS	Pale Duck Egg	Sage Green	French Grey	Emerald Green	
BLUES	Morning Dew	Ice Blue	Pale Blue	Powder Blue	Sea Breeze
	Paradise Blue	Enfield Blue	Savile Row		

Bespoke				
STEP 1	STEP 2	STEP 3	STEP 4	
Unlimited Colour	Place an order for painted furniture.	Supply us with a sample of the colour shade(s) required.	We will supply a paint sample for you to approve.	Once approved we will craft and paint your beautiful new kitchen.

Swanson Inframe

Swanson's contemporary styling with a opulent surrounding frame. Select from classic or cock-beaded frame. Available in natural and painted timbers along with painted MDF.



Finishes						
Natural Maple	Natural Oak	Natural Walnut	Painted Ash (Subtle Grain)	Painted Maple (Smooth Finish)	Painted MDF (Smooth Finish)	Painted Oak (Heavy Grain)

Paint Colours					
LIGHTS	White	Alabaster	Mussel	Vanilla	
GREYS	Pastel Grey	Light Grey	Pebble Grey	Slate	Anthracite
EARTHS	Bone	Beige Grey	Cotswold Stone	String	Stone Grey
	Romantic Rose	Auburn			
GREENS	Pale Duck Egg	Sage Green	French Grey	Emerald Green	
BLUES	Morning Dew	Ice Blue	Pale Blue	Powder Blue	Sea Breeze
	Paradise Blue	Enfield Blue	Savile Row		

Bespoke				
STEP 1	STEP 2	STEP 3	STEP 4	
Unlimited Colour	Place an order for painted furniture.	Supply us with a sample of the colour shade(s) required.	We will supply a paint sample for you to approve.	Once approved we will craft and paint your beautiful new kitchen.

Tortworth

Our most popular smooth painted MDF door. Classic styling and flexibility through bespoke sizes and infinite colour possibilities.



Finishes						
Painted MDF (Smooth Finish)						

Paint Colours					
LIGHTS	White	Alabaster	Mussel	Vanilla	
GREYS	Pastel Grey	Light Grey	Pebble Grey	Slate	Anthracite
EARTHS	Bone	Beige Grey	Cotswold Stone	String	Stone Grey
	Romantic Rose	Auburn			
GREENS	Pale Duck Egg	Sage Green	French Grey	Emerald Green	
BLUES	Morning Dew	Ice Blue	Pale Blue	Powder Blue	Sea Breeze
	Paradise Blue	Enfield Blue	Savile Row		

Bespoke				
STEP 1	STEP 2	STEP 3	STEP 4	
Unlimited Colour	Place an order for painted furniture.	Supply us with a sample of the colour shade(s) required.	We will supply a paint sample for you to approve.	Once approved we will craft and paint your beautiful new kitchen.

Wembury

A 19mm real wood edged veneer slab fascia. A bespoke kitchen that can be painted or lacquered to show off its natural beauty.



Finishes

Natural Maple	Natural Oak	Natural Walnut	Painted Ash (Subtle Grain)	Painted Maple (Smooth Finish)	Painted Oak (Heavy Grain)
---------------	-------------	----------------	----------------------------	-------------------------------	---------------------------

Paint Colours


LIGHTS	White	Alabaster	Mussel	Vanilla	
GREYS	Pastel Grey	Light Grey	Pebble Grey	Slate	Anthracite
EARTHS	Bone	Beige Grey	Cotswold Stone	String	Stone Grey
	Romantic Rose	Auburn			
GREENS	Pale Duck Egg	Sage Green	French Grey	Emerald Green	
BLUES	Morning Dew	Ice Blue	Pale Blue	Powder Blue	Sea Breeze
	Paradise Blue	Enfield Blue	Savile Row		

Bespoke

Unlimited Colour	STEP 1	STEP 2	STEP 3	STEP 4
	Place an order for painted furniture.	Supply us with a sample of the colour shade(s) required.	We will supply a paint sample for you to approve.	Once approved we will craft and paint your beautiful new kitchen.

Windsor

A 90mm rail and stile fascia with a quarter round internal bead available in natural lacquered or painted finishes.



Finishes

Natural Maple	Natural Oak	Natural Walnut	Painted Ash (Subtle Grain)	Painted Maple (Smooth Finish)	Painted MDF (Smooth Finish)	Painted Oak (Heavy Grain)
---------------	-------------	----------------	----------------------------	-------------------------------	-----------------------------	---------------------------

Paint Colours

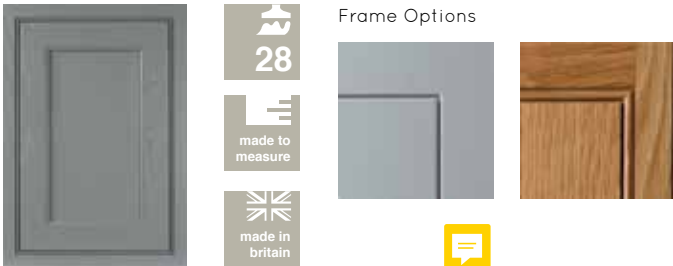
LIGHTS	White	Alabaster	Mussel	Vanilla	
GREYS	Pastel Grey	Light Grey	Pebble Grey	Slate	Anthracite
EARTHS	Bone	Beige Grey	Cotswold Stone	String	Stone Grey
	Romantic Rose	Auburn			
GREENS	Pale Duck Egg	Sage Green	French Grey	Emerald Green	
BLUES	Morning Dew	Ice Blue	Pale Blue	Powder Blue	Sea Breeze
	Paradise Blue	Enfield Blue	Savile Row		

Bespoke

Unlimited Colour	STEP 1	STEP 2	STEP 3	STEP 4
	Place an order for painted furniture.	Supply us with a sample of the colour shade(s) required.	We will supply a paint sample for you to approve.	Once approved we will craft and paint your beautiful new kitchen.

Windsor Inframe

The beaded Windsor shaker door inset into one of our beautiful frames. Available in natural and painted timbers as well as painted MDF.



Frame Options



Finishes

Natural Maple	Natural Oak	Natural Walnut	Painted Ash (Subtle Grain)	Painted Maple (Smooth Finish)	Painted MDF (Smooth Finish)	Painted Oak (Heavy Grain)
---------------	-------------	----------------	----------------------------	-------------------------------	-----------------------------	---------------------------

Paint Colours

LIGHTS	White	Alabaster	Mussel	Vanilla	
GREYS	Pastel Grey	Light Grey	Pebble Grey	Slate	Anthracite
EARTHS	Bone	Beige Grey	Cotswold Stone	String	Stone Grey
	Romantic Rose	Auburn			
GREENS	Pale Duck Egg	Sage Green	French Grey	Emerald Green	
BLUES	Morning Dew	Ice Blue	Pale Blue	Powder Blue	Sea Breeze
	Paradise Blue	Enfield Blue	Savile Row		

Bespoke

Unlimited Colour	STEP 1	STEP 2	STEP 3	STEP 4
	Place an order for painted furniture.	Supply us with a sample of the colour shade(s) required.	We will supply a paint sample for you to approve.	Once approved we will craft and paint your beautiful new kitchen.

Cabinet Decors

A wide range of cabinet decors hand picked to complement each of our three cabinet constructions. All panels are manufactured from either high density 18mm melamine faced chipboard or high quality 19mm oak veneered medium density fibreboard. Please ask for a sample before ordering for a true reflection of the finish.*

Classic Cabinet Decors

A large range of Egger cabinet decors to match or provide a contrast to our fascias.



Plain Colours



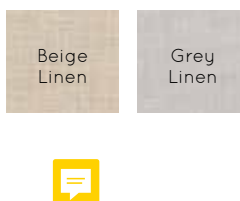
Woodgrains



Metallic Effect



Fabric Effect



Modern Premium Cabinet Decors

Varying colour shades and textures taking inspiration from natural and man made surfaces.

Select from wood, leather, stone and fabric for a luxurious cabinet interior.

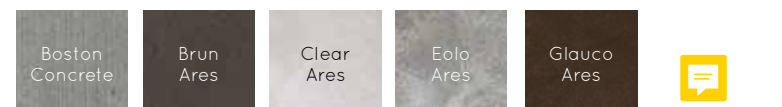
(Only available in modern premium carcass)



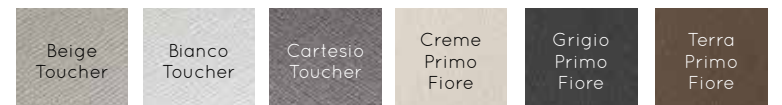
Fabric Effect



Stone Effect



Leather Effect



Wood Effect



Premium Cabinet Decor

We source premium quality oak veneered MDF, pair it with solid oak features and finish with a durable natural lacquer to produce a truly awe inspiring cabinet. (Only available in premium carcass)



*All decor images are for illustration purposes only.

Index

Bespoke Kitchens

Saunton Inframe With Cockbead Painted Ash - (Light Grey & Slate).....	4-5
Saunton Inframe With Cockbead Painted Ash - (Light Grey & Slate).....	6-7
Milford Painted Ash - (Beige Grey & Savile Row)	8-9
Meribel & Wembury - (Cotswold Stone & Natural Oak)	10-11
Portchester Inframe - (Paradise Blue)	12-15
Tortworth Painted - (Stone Grey)	16-17
Saunton Natural Oak	18-19
Portchester Inframe - (Bone & Sea Breeze)	20-23
Windsor Painted Oak - (Cotswold Stone)	24-25
Saunton Painted Ash & Natural Oak - (Powder Blue)	26-27
Tortworth Painted - (Sage Green & Alabaster)	28-29
Milford Natural Oak	30-31
Saunton Painted Oak - (Beige Grey)	32-33
Saunton Painted Oak - (Beige Grey)	34-35
Sennen Handleless - (Special Colour)	36-37
Milford Painted Oak (Vanilla)	38-39
Sherston - (Light Grey & Pebble Grey)	40-43
Sennen Handleless - (Special Colour)	44-45
Colwyn Natural Oak	46-47

Saunton Painted Ash - (Vanilla)	48-49
Crantock Painted Maple - (Light Grey)	50-51
Saunton Painted Ash - (Special Colour).....	52-53
Saunton Painted Ash - (Special Colour).....	54-55
Tortworth Painted - (Vanilla).....	56-57
Sennen Handleless - (Stone Grey)	58-59
Milford Painted Oak - & Natural Oak (Alabaster & Sage Green)	60-61
Portchester Inframe - (White).....	62-63
Saunton Painted Oak - (String, French Grey & Auburn).....	64-65
Milford Painted Oak - (Light Grey)	66-67
Saunton Painted Oak & Natural Oak (Alabaster).....	68-69
Tortworth Painted - (Cotswold Stone)	70-71
Saunton Painted Oak (String)	72-73
Bordeaux - (Alabaster).....	74-75
Saunton Painted Oak - (Special Colour)	76-77
Hartland Painted Oak - (Vanilla)	78-79
Canford Natural Walnut	80
Study Furniture	81

Cabinet Construction

Classic Cabinet Construction83

Modern Premium Cabinet Construction..... 84

Premium Cabinet Construction85

True Handleless86

Storage & Feature Cabinets

Drawer Boxes - Antaro88

Drawer Boxes - Oak Dovetail.....89

Drawer Boxes - Legrabox 90

Drawer Inserts for Legrabox91

Chrome Wirework & Storage92-93

Anthracite Wirework & Storage 94

Natural Oak Wirework & Storage95

Space Tower 96

Space Tower Calculator..... 97

Waste Bins 98-99

Pantries & Door Racks..... 100

Design Features.....101-103

Door Styles & Finishes

Door Styles & Finishes.....105-112

Cabinet Decors 113

www.pebblekitchens.co.uk